

# AFFORDABLE CARE ACT AZ

by the numbers

**120,071**

Health Insurance Marketplace enrollments (as of May 2014)

+

**228,758**

AHCCCS enrollments (as of Sept. 2014)

=

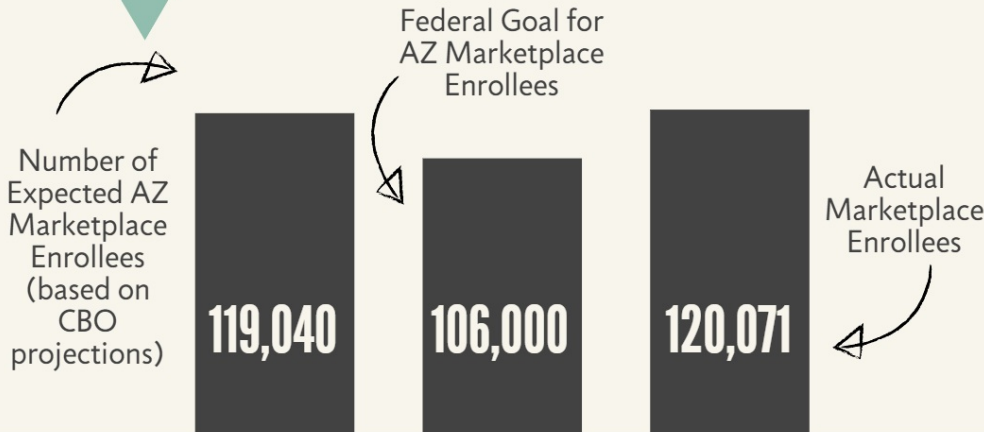
**348,829**

Total enrollments in AZ related to the Affordable Care Act

More than **5 times**

the population of Flagstaff

## MARKETPLACE ENROLLMENT



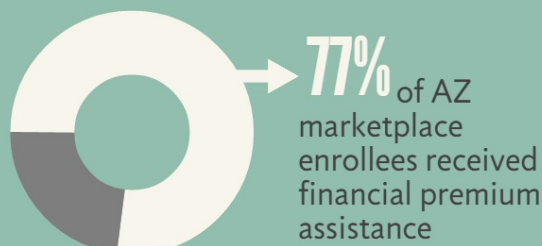
**21.8%** of Arizona's potential marketplace population enrolled for health coverage.

## ENROLLMENT DEMOGRAPHICS

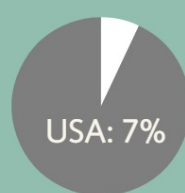
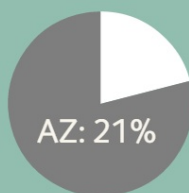


Sources:  
The Department of Health and Human Services,  
The Arizona Health Care Cost Containment System,  
Burns and Associates, Inc.,  
The Congressional Budget Office,  
The Kaiser Family Foundation,  
The Institute of Health Economics at the University of Pennsylvania and The Robert Wood Johnson Foundation.

Infographic by St. Luke's Health Initiatives



Nationally, Arizona has the largest percentage of children (0-17) enrolled in the marketplace



Marketplace plan selections by metal level

